

Man Industries (India) Limited

Regd. Off. : MAN HOUSE, Opp. Pawan Hans Airport, 101, S.V.ROAD, Vile Parle - (West), Mumbai - 400056

CIN : L99999MH1988PLC047408; Tel : 022-66477500 ; Fax No. 022 - 66477600

Website : www.mangroup.com ; e-mail id : investor.relations@maninds.org

Shareholding Pattern under Regulation 31 of SEBI (Listing Obligations and Disclosure Requirements) Regulations, 2015

- 1 Name of Listed Entity: **Man Industries (India) Limited**
- 2 Scrip Code/Name of Scrip/Class of Security: **513269 / MANINDS**
- 3 Share Holding Pattern Filed under: Reg. 31(1)(a)/Reg. 31(1)(b)/Reg.31(1)(c)
- a. If under 31(1)(b) then indicate the report for Quarter ending **31st March, 2017**
- b. If under 31(1)(c) then indicate date of allotment/extinguishment

- 4 Declaration: The Listed entity is required to submit the following declaration to the extent of submission of information:-

	Particulars	Yes*	No*
1	Whether the Listed Entity has issued any partly paid up shares?		No
2	Whether the Listed Entity has issued any Convertible Securities or Warrants?		No
3	Whether the Listed Entity has any shares against which depository receipts are issued?		No
4	Whether the Listed Entity has any shares in locked-in?		No
5	Whether any shares held by promoters are pledge or otherwise encumbered?	Yes	

* If the Listed Entity selects the option 'No' for the questions above, the columns for the partly paid up shares, Outstanding Convertible Securities/Warrants, depository receipts, locked-in shares, No of shares pledged or otherwise encumbered by promoters, as applicable, shall not be displayed at the time of dissemination on the Stock Exchange website. Also wherever there is 'No' declared by Listed Entity in above table the values will be considered as 'Zero' by default on submission of the format of holding of specified securities.

The Tabular Format of disclosure of holding of Specified Securities is given hereunder ;




Table I - Summary Statement holding of specified securities

Category	Category of shareholder	Number of shareholders	No. of fully paid up equity shares held	No. of Partly paid-up equity shares held	No. of shares underlying Depository Receipts	Total nos. shares held	Shareholding as a % of total no. of shares (calculated as per SCRR, 1957)	Number of Voting Rights held in each class of securities			No. of Shares Underlying Outstanding convertible securities (including Warrants)	Shareholding, as a % assuming full conversion of convertible securities (as a percentage of diluted share capital)	Number of Locked in shares		Number of Shares pledged or otherwise encumbered		Number of equity shares held in dematerialised form	
								No of Voting Rights		Total as a % of (A+B+C)			No. (a)	As a % of total Shares held(b)	No. (a)	As a % of total Shares held(b)		
								Class eg: X	Class eg: y									Total *
(I)	(II)	(III)	(IV)	(V)	(VI)	(VII) = (IV)+(V)+ (VI)	(VIII)As a % of (A+B+C2)	(IX)			(X)	(XI)= (VII)+(X) As a % of (A+B+C2)	(XII)		(XIII)		(XIV)	
(A)	Promoter & Promoter Group	11	28077906	0	0	28077906	49.17058	28077906	0	28077906	49.17058	0	49.1705847	0	0	16784379	59.77789	28077906
(B)	Public	30358	29025149	0	0	29025149	50.82942	29025149	0	29025149	50.82942	0	50.8294153	0	0	NA	NA	27610471
(C)	Non Promoter - Non Public	0	0	0	0	0	0	0	0	0	0	0	0	0	0	NA	NA	0
(C1)	Shares Underlying DRs	0	0	0	0	0	0	0	0	0	0	0	0	0	0	NA	NA	0
(C2)	Shares Held By Employee Trust	0	0	0	0	0	0	0	0	0	0	0	0	0	0	NA	NA	0
	Total	30369	57103055	0	0	57103055	100	57103055	0	57103055	100	0	100	0	0	16784379	29.39314	55688377




Table II - Statement showing shareholding pattern of the Promoter and Promoter Group

	Category & Name of the shareholders	PAN	Nos. of shareholders	No. of fully paid up equity shares held	Partly paid-up equity shares held	No. of shares underlying Depository Receipts	Total nos. shares held	Shareholding % calculated as per SCRR, 1957 As a % of (A+B+C2)	Number of Voting Rights held in each class of securities			No. of Shares Underlying Outstanding convertible securities (including	Shareholding, as a % assuming full conversion of convertible securities (as a percentage of diluted share capital)	Number of Locked In shares		Number of Shares pledged or otherwise encumbered		Number of equity shares held in dematerialised form	
									No of Voting Rights					Total as a % of (A+B+C)	No. (a)	As a % of total Shares held(b)	No. (a)		As a % of total Shares held(b)
									Class eg: X	Class eg: Y	Total								
	(I)	(II)	(III)	(IV)	(V)	(VI)	(VII) = (IV)+(V)+ (VI)	(VIII) As a % of (A+B+C2)	(IX)			(X)	(XI)= (VII)+(X) As a % of (A+B+C2)	(XII)		(XIII)		(XIV)	
1	Indian																		
(a)	Individuals / Hindu Undivided Family		6	18683925	0	0	18683925	32.71965922	18683925	0	18683925	32.71965922	0	32.71965922	0	0	12734379	68.15687282	18683925
	Rameshchandra Mansukhani	AACPM2146H	1	10910619	0	0	10910619	19.10689192	10910619	0	10910619	19.10689192	0	19.10689192	0	0	7350232	67.36769014	10910619
	Rameshchandra Mansukhani (HUF)	AAHR4418R	1	72200	0	0	72200	0.126438069	72200	0	72200	0.126438069	0	0.126438069	0	0	0	0	72200
	Nikhil Rameshchandra Mansukhani	AACPM2145E	1	1250000	0	0	1250000	2.189024738	1250000	0	1250000	2.189024738	0	2.189024738	0	0	500000	40	1250000
	Deepadevi Rameshchandra Mansukhani	AAHPM0924A	1	905604	0	0	905604	1.585911647	905604	0	905604	1.585911647	0	1.585911647	0	0	0	0	905604
	Jagdishchandra Jhamakal Mansukhani (Being Declassified from Promoter Group)	AACPM2147G	1	5543922	0	0	5543922	9.708625922	5543922	0	5543922	9.708625922	0	9.708625922	0	0	4884147	88.0991291	5543922
	Anita Jagdishchand Mansukhani (Being Declassified from Promoter Group)	AAHPM0923H	1	1580	0	0	1580	0.002766927	1580	0	1580	0.002766927	0	0.002766927	0	0	0	0	1580
(b)	Central Government / State Government(s)		0	0	0	0	0	0	0	0	0	0	0	0	0	0	0	0	0
(c)	Financial Institutions / Banks		0	0	0	0	0	0	0	0	0	0	0	0	0	0	0	0	0
(d)	Any Other (Specify)		4	9190552	0	0	9190552	16.09467655	9190552	0	9190552	16.09467655	0	16.09467655	0	0	3850000	41.89084616	9190552
	Bodies Corporate		4	9190552	0	0	9190552	16.09467655	9190552	0	9190552	16.09467655	0	16.09467655	0	0	3850000	41.89084616	9190552
	Man Finance Private Limited	AAHCM6681R	1	6632834	0	0	6632834	11.61555017	6632834	0	6632834	11.61555017	0	11.61555017	0	0	3600000	54.27544244	6632834
	Man Global Ltd	AACCM2980J	1	1845012	0	0	1845012	3.231021528	1845012	0	1845012	3.231021528	0	3.231021528	0	0	0	0	1845012
	Man Steel And Power Limited (Being Declassified from Promoter Group)	AAECM7199K	1	454391	0	0	454391	0.795738512	454391	0	454391	0.795738512	0	0.795738512	0	0	0	0	454391
	JPA Solutions Private Limited (Being Declassified from Promoter Group)	AABGJ7151K	1	258315	0	0	258315	0.45236634	258315	0	258315	0.45236634	0	0.45236634	0	0	250000	96.78106188	258315
	Sub Total (A)(1)		10	27874477	0	0	27874477	48.81433577	27874477	0	27874477	48.81433577	0	48.81433577	0	0	16584379	59.49664634	27874477
2	Foreign																		
(a)	Individuals (Non-Resident Individuals / Foreign Individuals)		1	203429	0	0	203429	0.356248891	203429	0	203429	0.356248891	0	0.356248891	0	0	200000	98.31439962	203429
	Priyal Mansukhani (Being Declassified from Promoter Group)	AUDPM9949B	1	203429	0	0	203429	0.356248891	203429	0	203429	0.356248891	0	0.356248891	0	0	200000	98.31439962	203429
(b)	Government		0	0	0	0	0	0	0	0	0	0	0	0	0	0	0	0	0
(c)	Institutions		0	0	0	0	0	0	0	0	0	0	0	0	0	0	0	0	0
(d)	Foreign Portfolio Investor		0	0	0	0	0	0	0	0	0	0	0	0	0	0	0	0	0
(e)	Any Other (Specify)		0	0	0	0	0	0	0	0	0	0	0	0	0	0	0	0	0
	Sub Total (A)(2)		1	203429	0	0	203429	0.356248891	203429	0	203429	0.356248891	0	0.356248891	0	0	200000	98.31439962	203429
	Total Shareholding of Promoter And Promoter Group (A)= (A)(1)+(A)(2)		11	28077906	0	0	28077906	49.17058466	28077906	0	28077906	49.17058466	0	49.17058466	0	0	16784379	59.77788728	28077906




Table IV - Statement showing shareholding pattern of the Non Promoter- Non Public shareholder

	Category & Name of the shareholders	PAN	Nos. of shareholders	No. of fully paid up equity shares held	Partly paid-up equity shares held	No. of shares underlying Depository Receipts	Total nos. shares held	Shareholding % calculated as per SCRR, 1957 As a % of (A+B+C2)	Number of Voting Rights held in each class of securities			No. of Shares Underlying Outstanding convertible securities (Including Warrants)	Shareholding, as a % assuming full conversion of convertible securities (as a percentage of diluted share capital)	Number of Locked in shares		Number of Shares pledged or otherwise encumbered		Number of equity shares held in dematerialised form	
									No of Voting Rights		Total as a % of (A+B+C)			No. (a)	As a % of total Shares held(b)	No. (a)	As a % of total Shares held(b)		
									Class eg: X	Class eg: y									Total
	(I)	(II)	(III)	(IV)	(V)	(VI)	(VII) = (IV)+(V)+ (VI)	(VIII) As a % of (A+B+C2)	(IX)			(X)	(XI)= (VII)+(X) As a % of (A+B+C2)	(XII)		(XIII)	(XIV)		
1	Custodian/DR Holder		0	0	0	0	0	0.0000	0	0	0	0.0000	0	0.0000	0	0.0000	NA	NA	0
2	Employee Benefit Trust (under SEBI (Share based Employee Benefit) Regulations, 2014)		0	0	0	0	0	0.0000	0	0	0	0.0000	0	0.0000	0	0.0000	NA	NA	0
	Total Non-Promoter- Non Public Shareholding (C)= (C)(1)+(C)(2)		0	0	0	0	0	0.0000	0	0	0	0.0000	0	0.0000	0	0.0000	NA	NA	0

